

(19) World Intellectual Property
Organization
International Bureau



(43) International Publication Date
24 February 2005 (24.02.2005)

PCT

(10) International Publication Number
WO 2005/016924 A1

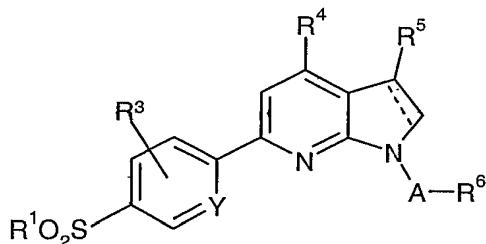
- (51) International Patent Classification⁷: C07D 471/04, A61K 31/437, A61P 29/00
- (21) International Application Number: PCT/EP2004/009073
- (22) International Filing Date: 11 August 2004 (11.08.2004)
- (25) Filing Language: English
- (26) Publication Language: English
- (30) Priority Data: 0319037.8 13 August 2003 (13.08.2003) GB
- (71) Applicant (for all designated States except US): **GLAXO GROUP LIMITED** [GB/GB]; Glaxo Wellcome House, Berkeley Avenue, Greenford Middlesex UB6 0NN (GB).
- (72) Inventors; and
- (75) Inventors/Applicants (for US only): **BESWICK, Paul** [GB/GB]; GlaxoSmithKline, New Frontiers Science Park South, Third Avenue, Harlow Essex CM19 5AW (GB). **GLEAVE, Robert** [GB/GB]; GlaxoSmithKline, New Frontiers Science Park South, Third Avenue, Harlow Essex CM19 5AW (GB). **SWARBRICK, Martin** [GB/GB]; GlaxoSmithKline, New Frontiers Science Park South, Third Avenue, Harlow Essex CM19 5AW (GB).
- (74) Agent: **GIDDINGS, Peter, John**; GlaxoSmithKline, Corporate Intellectual Property (CN925.1) 980 Great West Road, Brentford Middlesex TW8 9GS (GB).
- (81) Designated States (unless otherwise indicated, for every kind of national protection available): AE, AG, AL, AM, AT, AU, AZ, BA, BB, BG, BR, BW, BY, BZ, CA, CH, CN, CO, CR, CU, CZ, DE, DK, DM, DZ, EC, EE, EG, ES, FI, GB, GD, GE, GH, GM, HR, HU, ID, IL, IN, IS, JP, KE, KG, KP, KR, KZ, LC, LK, LR, LS, LT, LU, LV, MA, MD, MG, MK, MN, MW, MX, MZ, NA, NI, NO, NZ, OM, PG, PH, PL, PT, RO, RU, SC, SD, SE, SG, SK, SL, SY, TJ, TM, TN, TR, TT, TZ, UA, UG, US, UZ, VC, VN, YU, ZA, ZM, ZW.
- (84) Designated States (unless otherwise indicated, for every kind of regional protection available): ARIPO (BW, GH, GM, KE, LS, MW, MZ, NA, SD, SL, SZ, TZ, UG, ZM, ZW), Eurasian (AM, AZ, BY, KG, KZ, MD, RU, TJ, TM), European (AT, BE, BG, CH, CY, CZ, DE, DK, EE, ES, FI, FR, GB, GR, HU, IE, IT, LU, MC, NL, PL, PT, RO, SE, SI, SK, TR), OAPI (BF, BJ, CF, CG, CI, CM, GA, GN, GQ, GW, ML, MR, NE, SN, TD, TG).

Published:
— with international search report
— before the expiration of the time limit for amending the claims and to be republished in the event of receipt of amendments

For two-letter codes and other abbreviations, refer to the "Guidance Notes on Codes and Abbreviations" appearing at the beginning of each regular issue of the PCT Gazette.

WO 2005/016924 A1

(54) Title: 7-AZAINDOLE DERIVATIVES AS COX2 INHIBITORS



(I)

(57) Abstract: Compounds of formula (I) or pharmaceutically acceptable salts thereof are potent and selective inhibitors of COX-2 and are of use in the treatment of the pain, fever and inflammation of a variety of conditions and diseases.

R³ is selected from the group consisting of H and halogen;

R⁴ is selected from the group consisting of H, C₁₋₅alkyl, and C₁₋₂alkyl substituted by one to five fluorine atoms;

5 R⁵ is selected from the group consisting of H, CHO, and C₁₋₆alkyl which is unsubstituted or is substituted one or more times by halogen or hydroxy;

A is (CH₂)_n or -SO₂-;

10 R⁶ is selected from the group consisting of C₁₋₆alkyl, C₄₋₈ cycloalkyl, phenyl and 6-membered heteroaryl, wherein the phenyl and 6-membered heteroaryl ring may be unsubstituted or substituted one or more times by halogen or C₁₋₆ alkyl;

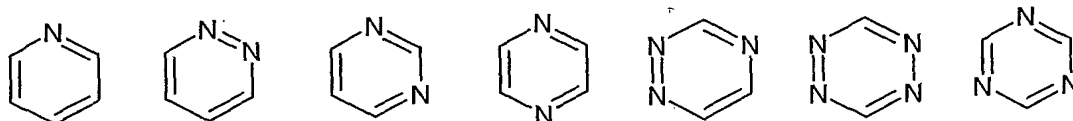
and

n is 0 to 3.

The term 'halogen' denotes fluorine, chlorine, bromine or iodine.

15 The term 'alkyl' as a group or part of a group denotes a straight or branched chain alkyl group, for example a methyl, ethyl, n-propyl, i-propyl, n-butyl, s-butyl or t-butyl group.

The term '6-membered heteroaryl' denotes a heteroaryl selected from the following:



20 It is to be understood that the present invention encompasses all isomers of the compounds of formula (I) which are also potent and selective inhibitors of COX-2, and their pharmaceutically acceptable salts, including all geometric, tautomeric and optical forms, and mixtures thereof (e.g. racemic mixtures).

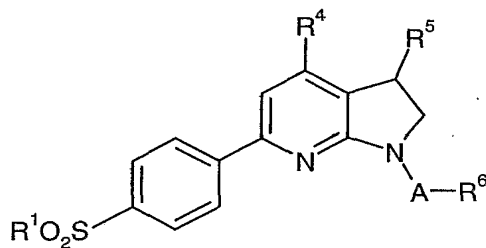
25 It will be appreciated that in some instances, compounds of the present invention may include a basic function such as an amino group as a substituent. Such basic functions may be used to form acid addition salts, in particular pharmaceutically acceptable salts. Pharmaceutically acceptable salts include those described by Berge, Bighley, and Monkhouse, *J. Pharm. Sci.*, 1977, 66, 1-19. Such salts may be formed from inorganic and organic acids.

30 Representative examples thereof include maleic, fumaric, benzoic, ascorbic,

pamoic, succinic, bismethylenesalicylic, methanesulfonic, ethanedisulfonic, acetic, propionic, tartaric, salicylic, citric, gluconic, aspartic, stearic, palmitic, itaconic, glycolic, p-aminobenzoic, glutamic, taurocholic acid, benzenesulfonic, p-toluenesulfonic, hydrochloric, hydrobromic, sulfuric, cyclohexylsulfamic, phosphoric and nitric acids.

It will be appreciated that in some instances, compounds of the present invention may include a carboxy group as a substituent. Such carboxy groups may be used to form salts, in particular pharmaceutically acceptable salts. Pharmaceutically acceptable salts include those described by Berge, Bighley, and Monkhouse, *J. Pharm. Sci.*, 1977, **66**, 1-19. Preferred salts include alkali metal salts such as the sodium and potassium salts.

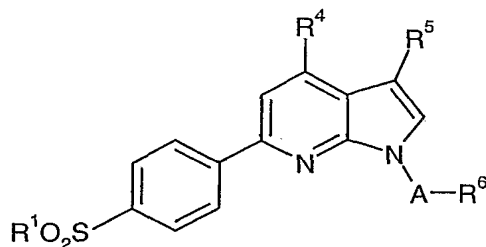
In one aspect the invention provides a compound of formula (IA)



(IA)

or a pharmaceutically acceptable salt thereof, in which all substituents are as for a compound of formula (I) as defined above.

In another aspect the invention provides a compound of formula (IB)



(IB)

or a pharmaceutically acceptable salt thereof, in which all substituents are as for a compound of formula (I) as defined above.

In another aspect of the invention R^1 is C_{1-6} alkyl, such as C_{1-3} alkyl.

Representative examples of R^1 include CH_3 .

In another aspect of the invention R^2 is selected from the group consisting of C_{1-6} alkyl (e.g. ethyl), phenyl and aminomethyl.

In another aspect of the invention R^4 is H, CHF_2 , CH_2F , CF_3 or C_{1-4} alkyl.

Representative examples of R^4 include H.

5 In another aspect of the invention, R^5 is H, C_{1-4} alkyl, -CHO, or $-(CH_2)_nCH_2OH$.

Representative examples of R^5 include H, methyl, s-butyl, CHO and CH_2OH .

In another aspect of the invention n is 0 or 1.

In another aspect of the invention, R^6 is C_{3-5} alkyl, cyclohexyl, pyridyl optionally substituted by C_{1-3} alkyl, or phenyl optionally substituted by halogen.

10 Representative examples of R^6 include cyclohexyl, phenyl, 2-methylpyrid-3-yl, pent-3-yl, propyl, 4-fluorophenyl, pyrid-2-yl, pyrid-3-yl, pyrid-4-yl, 6-methylpyrid-3-yl, and 4-chlorophenyl.

In another aspect of the invention n is 1 when R^6 is pyridyl.

15 In another aspect the invention provides a group of compounds of formula (IB) wherein R^1 is C_{1-3} alkyl, R^4 is H, CHF_2 , CH_2F , CF_3 or C_{1-4} alkyl, R^5 is H, C_{1-4} alkyl, -CHO, or $-CH_2OH$, n is 1, and R^6 is C_{3-5} alkyl, cyclohexyl, pyridyl optionally substituted by C_{1-3} alkyl, or phenyl optionally substituted by halogen.

20 In another aspect the invention provides a group of compounds of formula (IB) wherein R^1 is C_{1-3} alkyl, R^4 is H, CHF_2 , CH_2F , CF_3 or C_{1-4} alkyl, R^5 is H, C_{1-4} alkyl, -CHO, or $-CH_2OH$, n is 0, and R^6 is phenyl optionally substituted by halogen.

In another aspect the invention provides a group of compounds of formula (IB) wherein R^1 is CH_3 , R^3 is H, R^4 is H, R^5 is H, C_{1-4} alkyl, -CHO, or $-CH_2OH$, A is $(CH_2)_n$ and n is 1, and R^6 is C_{3-5} alkyl, cyclohexyl, pyridyl optionally substituted by CH_3 , or phenyl optionally substituted by chloro.

25 In another aspect the invention provides a group of compounds of formula (IB) wherein R^1 is CH_3 , R^3 is H, R^4 is H, R^5 is H, A is $(CH_2)_n$ and n is 0, and R^6 is phenyl optionally substituted by fluoro.

It is to be understood that the invention covers all combinations of particular aspects of the invention as described hereinabove.

Since the compounds of the present invention, in particular compounds of formula (I), are intended for use in pharmaceutical compositions, it will be understood that they are each provided in substantially pure form, for example at least 50% pure, more suitably at least 75% pure and preferably at least 95% pure (% are on a wt/wt basis). Impure preparations of the compound of formula (I) may be used for preparing the more pure forms used in pharmaceutical compositions. Although the purity of intermediate compounds of the present invention is less critical, it will be readily understood that the substantially pure form is preferred as for the compounds of formula (I). Preferably, whenever possible, the compounds of the present invention are available in crystalline form.

When some of the compounds of this invention are allowed to crystallise or are recrystallised from organic solvents, solvent of recrystallisation may be present in the crystalline product. This invention includes within its scope such solvates. Similarly, some of the compounds of this invention may be crystallised or recrystallised from solvents containing water. In such cases water of hydration may be formed. This invention includes within its scope stoichiometric hydrates as well as compounds containing variable amounts of water that may be produced by processes such as lyophilisation. In addition, different crystallisation conditions may lead to the formation of different polymorphic forms of crystalline products. This invention includes within its scope all the polymorphic forms of the compounds of formula (I).

Compounds of the invention are potent and selective inhibitors of COX-2. This activity is illustrated by their ability to selectively inhibit COX-2 over COX-1.

In view of their selective COX-2 inhibitory activity, the compounds of the present invention are of interest for use in human and veterinary medicine, particularly in the treatment of the pain (both chronic and acute), fever and inflammation of a variety of conditions and diseases mediated by selective inhibition of COX-2. Such conditions and diseases are well known in the art and include rheumatic fever; symptoms associated with influenza or other viral infections, such as the common cold; lower back and neck pain; headache; toothache; sprains and strains; myositis; sympathetically maintained pain; synovitis; arthritis, including

rheumatoid arthritis; degenerative joint diseases, including osteoarthritis; gout and ankylosing spondylitis; tendinitis; bursitis; skin related conditions, such as psoriasis, eczema, burns and dermatitis; injuries, such as sports injuries and those arising from surgical and dental procedures.

5 The compounds of the invention are also useful for the treatment of neuropathic pain. Neuropathic pain syndromes can develop following neuronal injury and the
10 resulting pain may persist for months or years, even after the original injury has healed. Neuronal injury may occur in the peripheral nerves, dorsal roots, spinal cord or certain regions in the brain. Neuropathic pain syndromes are
15 traditionally classified according to the disease or event that precipitated them. Neuropathic pain syndromes include: diabetic neuropathy; sciatica; non-specific lower back pain; multiple sclerosis pain; fibromyalgia; HIV-related neuropathy; neuralgia, such as post-herpetic neuralgia and trigeminal neuralgia; and pain
20 resulting from physical trauma, amputation, cancer, toxins or chronic inflammatory conditions. These conditions are difficult to treat and although several drugs are known to have limited efficacy, complete pain control is rarely achieved. The symptoms of neuropathic pain are incredibly heterogeneous and are often described as spontaneous shooting and lancinating pain, or ongoing, burning pain. In addition, there is pain associated with normally non-painful
25 sensations such as "pins and needles" (paraesthesias and dysesthesias), increased sensitivity to touch (hyperesthesia), painful sensation following innocuous stimulation (dynamic, static or thermal allodynia), increased sensitivity to noxious stimuli (thermal, cold, mechanical hyperalgesia), continuing pain sensation after removal of the stimulation (hyperpathia) or an absence of or deficit in selective sensory pathways (hypoalgesia).

The compounds of the invention are also useful for the treatment of other conditions mediated by selective inhibition of COX-2.

30 For example, the compounds of the invention inhibit cellular and neoplastic transformation and metastatic tumour growth and hence are useful in the treatment of certain cancerous diseases, such as colonic cancer and prostate cancer. The compounds of the invention are also useful in reducing the number of adenomatous colorectal polyps and thus reduce the risk of developing colon cancer. The compounds of the invention are also useful in the treatment of

cancer associated with overexpression of HER-2/neu, in particular breast cancer.

5 Compounds of the invention also prevent neuronal injury by inhibiting the generation of neuronal free radicals (and hence oxidative stress) and therefore are of use in the treatment of stroke; epilepsy; and epileptic seizures (including grand mal, petit mal, myoclonic epilepsy and partial seizures).

Compounds of the invention also inhibit prostanoid-induced smooth muscle contraction and hence are of use in the treatment of dysmenorrhoea and premature labour.

10 Compounds of the invention are also useful in the treatment of liver disease, such as inflammatory liver disease, for example chronic viral hepatitis B, chronic viral hepatitis C, alcoholic liver injury, primary biliary cirrhosis, autoimmune hepatitis, nonalcoholic steatohepatitis and liver transplant rejection.

15 Compounds of the invention inhibit inflammatory processes and therefore are of use in the treatment of asthma, allergic rhinitis and respiratory distress syndrome; gastrointestinal conditions such as inflammatory bowel disease, Crohn's disease, gastritis, irritable bowel syndrome and ulcerative colitis; and the inflammation in such diseases as vascular disease, migraine, periarteritis nodosa, thyroiditis, aplastic anaemia, Hodgkin's disease, scleroderma, type I
20 diabetes, myasthenia gravis, multiple sclerosis, sarcoidosis, nephrotic syndrome, Bechet's syndrome, polymyositis, gingivitis, conjunctivitis and myocardial ischemia.

25 Compounds of the invention are also useful in the treatment of ophthalmic diseases such as retinitis, retinopathies, uveitis and of acute injury to the eye tissue.

30 Compounds of the invention are also useful for the treatment of cognitive disorders such as dementia, particularly degenerative dementia (including senile dementia, Alzheimer's disease, Pick's disease, Huntington's chorea, Parkinson's disease and Creutzfeldt-Jakob disease), and vascular dementia (including multi-infarct dementia), as well as dementia associated with intracranial space occupying lesions, trauma, infections and related conditions (including HIV infection), metabolism, toxins, anoxia and vitamin deficiency; and mild cognitive

impairment associated with ageing, particularly Age Associated Memory Impairment.

5 Compounds of the invention are also useful in the treatment of disorders ameliorated by a gastroprokinetic agent. Disorders ameliorated by gastroprokinetic agents include ileus, for example post-operative ileus and ileus during sepsis; gastroesophageal reflux disease (GORD, or its synonym GERD); gastroparesis, such as diabetic gastroparesis; and other functional bowel disorders, such as non-ulcerative dyspepsia (NUD) and non-cardiac chest pain (NCCP).

10 According to a further aspect of the invention, we provide a compound of formula (I) for use in human or veterinary medicine.

15 According to a further aspect of the invention, we provide a method of treating a human or animal subject suffering from a condition which is mediated by COX-2 which comprises administering to said subject an effective amount of a compound of formula (I).

According to a further aspect of the invention, we provide a method of treating a human or animal subject suffering from an inflammatory disorder, which method comprises administering to said subject an effective amount of a compound of formula (I).

20 According to some embodiments of the invention, we provide the use of a compound of formula (I) for the manufacture of a therapeutic agent for the treatment of a condition which is mediated by COX-2.

25 According to some embodiments of the invention, we provide the use of a compound of formula (I) for the manufacture of a therapeutic agent for the treatment of an inflammatory disorder.

It is to be understood that reference to treatment includes both treatment of established symptoms and prophylactic treatment, unless explicitly stated otherwise.

30 It is to be understood that all references to compounds of formula (I) specifically include references to compounds of formula (IA) and compounds of formula (IB), and each one of the examples hereto.

It will be appreciated that the compounds of the invention may advantageously be used in conjunction with one or more other therapeutic agents. Examples of suitable agents for adjunctive therapy include a 5HT₁ agonist, such as a triptan (e.g. sumatriptan or naratriptan); an adenosine A₁ agonist; an EP ligand; an NMDA modulator, such as a glycine antagonist; a sodium channel blocker (e.g. lamotrigine); a substance P antagonist (e.g. an NK₁ antagonist); a cannabinoid; acetaminophen or phenacetin; a 5-lipoxygenase inhibitor; a leukotriene receptor antagonist; a DMARD (e.g. methotrexate); gabapentin and related compounds; a tricyclic antidepressant (e.g. amitriptyline); a neurone stabilising antiepileptic drug; a mono-aminergic uptake inhibitor (e.g. venlafaxine); a matrix metalloproteinase inhibitor; a nitric oxide synthase (NOS) inhibitor, such as an iNOS or an nNOS inhibitor; an inhibitor of the release, or action, of tumour necrosis factor α ; an antibody therapy, such as a monoclonal antibody therapy; an antiviral agent, such as a nucleoside inhibitor (e.g. lamivudine) or an immune system modulator (e.g. interferon); an opioid analgesic; a local anaesthetic; a stimulant, including caffeine; an H₂-antagonist (e.g. ranitidine); a proton pump inhibitor (e.g. omeprazole); an antacid (e.g. aluminium or magnesium hydroxide); an antifatulent (e.g. simethicone); a decongestant (e.g. phenylephrine, phenylpropanolamine, pseudoephedrine, oxymetazoline, epinephrine, naphazoline, xylometazoline, propylhexedrine, or levo-desoxyephedrine); an antitussive (e.g. codeine, hydrocodone, carmiphen, carbetapentane, or dexamethorphan); a diuretic; or a sedating or non-sedating antihistamine. It is to be understood that the present invention covers the use of a compound of formula (I) in combination with one or more other therapeutic agents.

The compounds of formula (I) are conveniently administered in the form of pharmaceutical compositions. Thus, in some embodiments of the invention, we provide a pharmaceutical composition comprising a compound of formula (I) adapted for use in human or veterinary medicine. Such compositions may conveniently be presented for use in conventional manner in admixture with one or more physiologically acceptable carriers or excipients.

As will be appreciated by the person skilled in the art the compounds of the invention may be milled using known milling procedures such as wet milling to obtain a particle size appropriate for tablet formation and for other formulation types. In particular, for those compounds which demonstrate poor bioavailability, finely divided (nanoparticulate) preparations of the compounds of the invention

may be prepared by processes known in the art, for example see International Patent Application No. WO 02/00196 (SmithKline Beecham).

5 The compounds of formula (I) may be formulated for administration in any suitable manner. They may, for example, be formulated for topical administration or administration by inhalation or, more preferably, for oral, transdermal or parenteral administration. The pharmaceutical composition may be in a form such that it can effect controlled release of the compounds of formula (I).

10 For oral administration, the pharmaceutical composition may take the form of, for example, tablets (including sub-lingual tablets), capsules, powders, solutions, syrups or suspensions prepared by conventional means with acceptable excipients.

For transdermal administration, the pharmaceutical composition may be given in the form of a transdermal patch, such as a transdermal iontophoretic patch.

15 For parenteral administration, the pharmaceutical composition may be given as an injection or a continuous infusion (e.g. intravenously, intravascularly or subcutaneously). The compositions may take such forms as suspensions, solutions or emulsions in oily or aqueous vehicles and may contain formulatory agents such as suspending, stabilising and/or dispersing agents. For
20 administration by injection these may take the form of a unit dose presentation or as a multidose presentation preferably with an added preservative.

Alternatively for parenteral administration the active ingredient may be in powder form for reconstitution with a suitable vehicle.

25 The compounds of the invention may also be formulated as a depot preparation. Such long acting formulations may be administered by implantation (for example subcutaneously or intramuscularly) or by intramuscular injection. Thus, for example, the compounds of the invention may be formulated with suitable polymeric or hydrophobic materials (for example as an emulsion in an acceptable oil) or ion exchange resins, or as sparingly soluble derivatives, for
30 example, as a sparingly soluble salt.

As stated above, the compounds of the invention may also be used in combination with other therapeutic agents. The invention thus provides, in a

further aspect, a combination comprising a compound of formula (I) together with a further therapeutic agent.

5 The combinations referred to above may conveniently be presented for use in the form of a pharmaceutical formulation and thus pharmaceutical formulations comprising a combination as defined above together with a pharmaceutically acceptable carrier or excipient comprise a further aspect of the invention. The individual components of such combinations may be administered either sequentially or simultaneously in separate or combined pharmaceutical formulations.

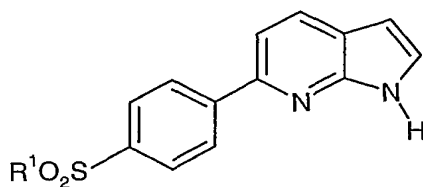
10 When a compound of formula (I) is used in combination with a second therapeutic agent active against the same disease state the dose of each compound may differ from that when the compound is used alone. Appropriate doses will be readily appreciated by those skilled in the art.

15 A proposed daily dosage of a compound of formula (I) for the treatment of man is 0.01mg/kg to 50mg/kg, such as 0.05mg/kg to 10mg/kg, e.g. 0.1mg/kg to 5mg/kg, which may be conveniently administered in 1 to 4 doses. The precise dose employed will depend on the age and condition of the patient and on the route of administration. Thus, for example, a daily dose of 0.25mg/kg to 10mg/kg may be suitable for systemic administration.

20 Compounds of formula (I) may be prepared by any method known in the art for the preparation of compounds of analogous structure.

Thus, compounds of formula (IA), where each of R⁴ and R⁵ is hydrogen may be prepared by a process which comprises:

reducing a compound of formula (III)

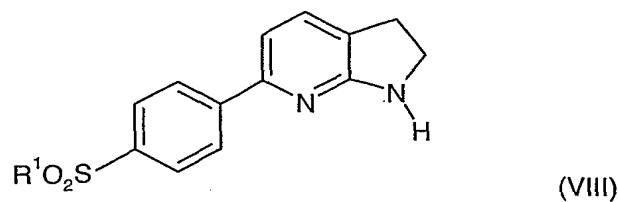


(III)

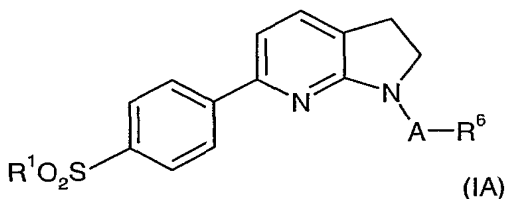
25

to form a compound of formula (VIII);

12



5 reacting said compound of formula (VIII) with a compound R^6 -A-X, or a protected derivative thereof, where X is a halogen, such as Cl, Br or I, or a sulfonate such as methanesulfonate, (4-methyl)benzenesulfonate or trifluoromethanesulfonate, and A and R^6 are as hereinbefore defined; such as to produce a compound of formula (IA), wherein R^4 and R^5 are both hydrogen



and thereafter and if necessary,

10 interconverting said compound of formula (IA) into another compound of formula (IA); and/or

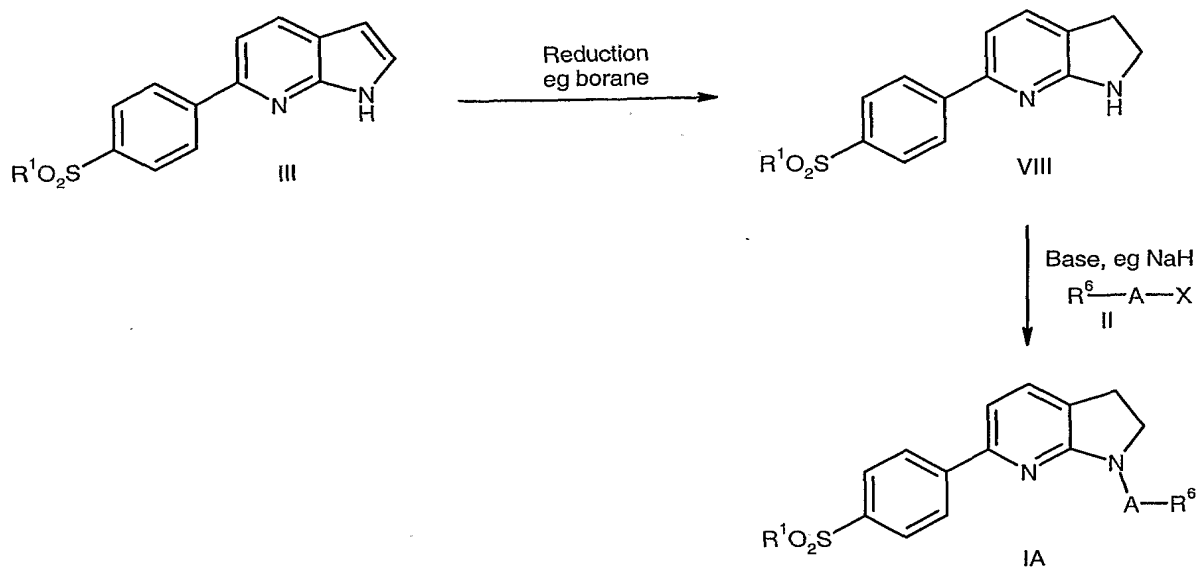
deprotecting a protected derivative of compound of formula (IA).

15 The synthesis of a compound of formula (IA), wherein R^4 and R^5 are both hydrogen, is shown in Scheme 1 below, in which R^1 , R^6 and A are as defined in relation to formula (I) unless otherwise stated; X is a halogen, such as Cl, Br or I, or a sulfonate, such as methanesulfonate, (4-methyl)benzenesulfonate or trifluoromethanesulfonate.

20 Referring to Scheme 1, compounds of formula (IA) may be prepared by the treatment of compounds of formula (VIII) with R^6 -A-X in the presence of a base, such as sodium hydride. The reaction is conveniently carried out in a solvent, such as DMF (N,N-dimethylformamide) and at between 0°C and elevated temperature.

13

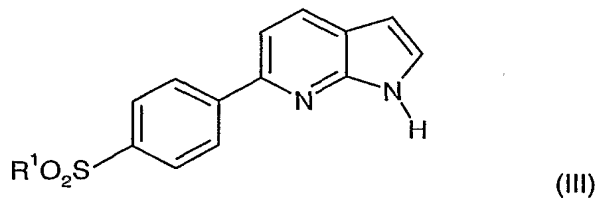
Scheme 1



5 Conveniently, the conversion of compounds of formula (III) to compounds of formula (VIII) is carried out using a reducing agent, such as borane in the presence of a solvent, such as tetrahydrofuran, and at between ambient and elevated temperature.

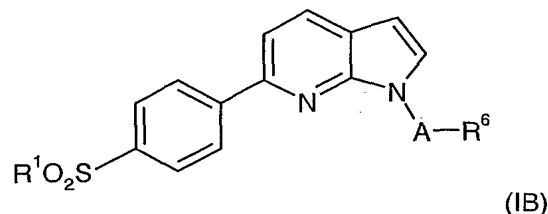
Compounds of formula (IB), where each of R^4 and R^5 is hydrogen may be prepared by a process which comprises:

10 reacting a compound R^6-A-X (II) or a protected derivative thereof, with a compound of formula (III)



15 where X is a halogen, such as Cl, Br or I, or a sulfonate, such as methanesulfonate, (4-methyl)benzenesulfonate or trifluoromethanesulfonate, and R^6 and A are as hereinbefore defined, to produce a compound of formula (IB) in accordance with the present invention :

14



and thereafter and if necessary,

interconverting said compound of formula (IB) into another compound of formula (I); and/or

5 deprotecting a protected derivative of compound of formula (IB).

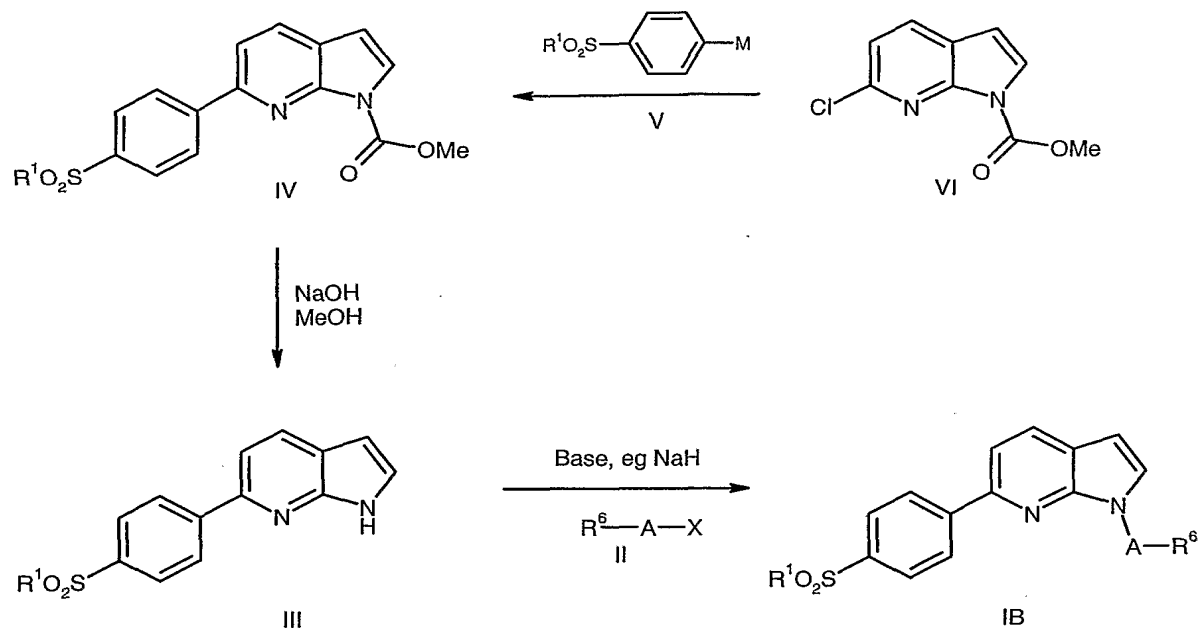
The overall synthesis of a compound of formula (IB) is shown in Scheme 2 below, in which R^1 , R^6 and A are as defined above unless otherwise stated; X is a halogen, such as Cl, Br or I, or a sulfonate, such as methanesulfonate, (4-methyl)benzenesulfonate or trifluoromethanesulfonate; and M represents a boronic acid or ester, such as $B(OH)_2$ or $B(OC_{1-6}alkyl)_2$ or $B(OC(CH_3)_2C(CH_3)_2O)$.

10 Referring to Scheme 2, compounds of formula (IB), wherein each of R^4 and R^5 are hydrogen and n is 1, 2 or 3, may be prepared by the treatment of compounds of formula (III) with R^6-A-X (II) in the presence of a base, such as sodium hydride. The reaction is conveniently carried out in a solvent, such as DMF (N,N-dimethylformamide) and at between $0^\circ C$ and elevated temperature.

20 Alternatively, when n is zero the treatment of compounds of formula (III) with R^6-A-X (II) may be carried out in the presence of a catalytic quantity of a copper (I) salt, such as copper (I) iodide, a diamine ligand, such as N,N'-dimethylethylene diamine, and a base, such as potassium phosphate. The reaction is conveniently carried out in a solvent, such as toluene, and at elevated temperature, according, for example, to the method described by Antilla et al in J. C. Antilla, A. Klapars & S. L. Buchwald in *J. Am. Chem. Soc.* **2002**, *124*, 11684.

15

Scheme 2



5 Alternatively when n is zero, the treatment of compounds of formula (III) with $\text{R}^6\text{-A-X}$ (II) may be carried out in the presence of a catalytic quantity of a palladium source, such as tris(dibenzylideneacetone)dipalladium [$\text{Pd}_2(\text{dba})_3$], a ligand, such as 2-dicyclohexylphosphino-2'-(N,N-dimethylamino)biphenyl, and a base, such as sodium tertbutoxide. The reaction is conveniently carried out in a solvent, such as toluene, and at elevated temperature, according, for example, to the

10 method described by Old et al in D. W. Old, M. C. Harris & S. L. Buchwald in *Org Lett* **2000**, *2*, 1403.

The conversion of compounds of formula (IV) to compounds of formula (III) is conveniently carried out using aqueous sodium hydroxide in a solvent, such as an alcohol (e.g. methanol) and at an elevated temperature.

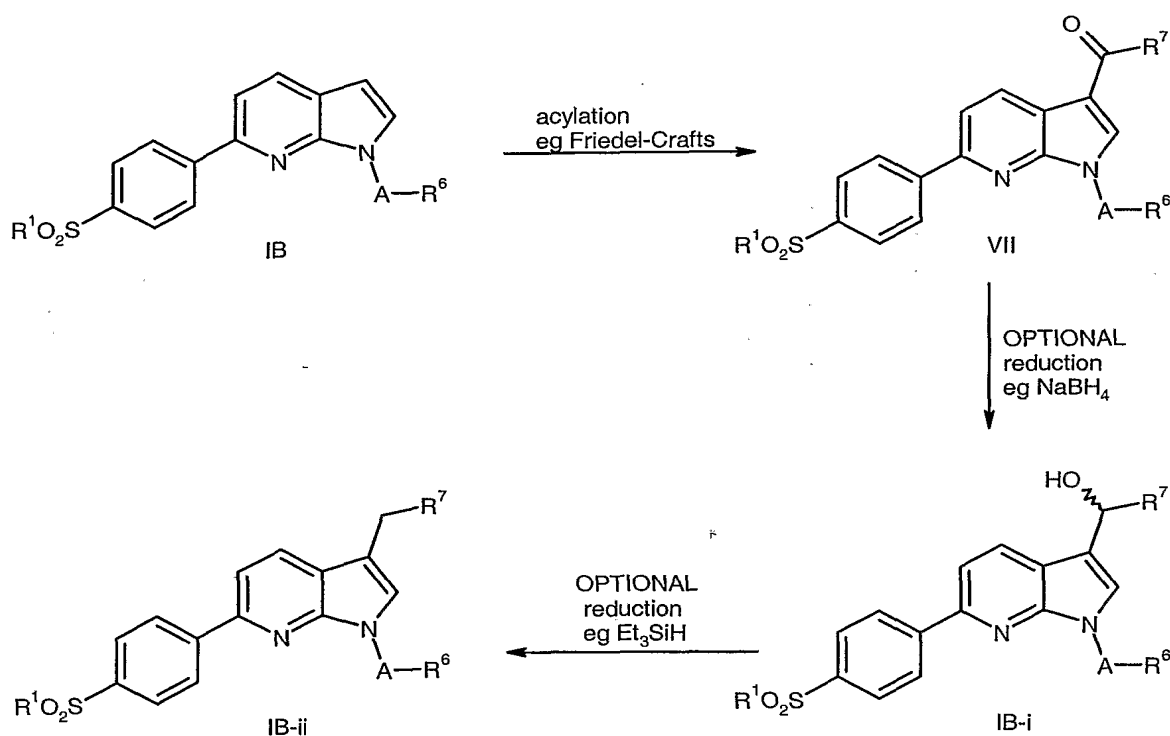
15 The compound of formula (VI) may be converted to compounds of formula (IV) via a Suzuki coupling reaction employing a palladium source, such as palladium tetrakis(triphenylphosphine) [$\text{Pd}(\text{PPh}_3)_4$], or tris(dibenzylideneacetone)dipalladium [$\text{Pd}_2(\text{dba})_3$] and a ligand, such as triphenylphosphine or tri(tertbutyl)phosphine, and a base, such as sodium carbonate or potassium fluoride, in a solvent such as

20 a water/toluene mix, a water/dimethoxyethane mix or 1,4-dioxane.

Compound (VI) may conveniently be prepared from 7-azaindole according to the method described by S. Minakata, M. Komatsu & Y Ohshiro in *Synthesis* **1992**, 661.

5 Compounds of formula (IB), in which both R^4 and R^5 are hydrogen, may be converted into other compounds of formula (IB) in accordance with the invention in which R^5 is other than hydrogen, in accordance with Scheme 3 below:

Scheme 3



10 In Scheme 3 R^7 is branched or linear C_{1-5} alkyl which is unsubstituted or is substituted one or more times by one or more substituents selected from halo and hydroxy such that each of the compounds, except compound of formula (VII), is a compound of formula (IB) in accordance with the present invention.

15 The conversion of compounds of formula (IB)-i to compounds of formula (IB)-ii, is conveniently carried out using a reducing agent, such as triethylsilane, in the presence of an acid, such as trifluoroacetic acid. The reaction is conveniently

carried out in a solvent, such as dichloromethane, and at between 0°C and ambient temperature.

5 Conveniently the conversion of compounds of formula (VII) to compounds of formula (IB)-i is carried out using a reducing agent, such as sodium borohydride, in a solvent, such as a methanol/THF mix, and at between 0°C and ambient temperature.

10 Compounds of formula (IB), wherein R⁴ and R⁵ are both hydrogen, may be converted to compounds of formula (VII) using a Friedel-Crafts acylation reaction, employing an acid chloride of formula R⁷COCl, in the presence of a catalyst, such as aluminium trichloride. The reaction is conveniently carried out in the presence of a solvent, such as dichloromethane and at between 0°C and ambient temperature.

15 In Scheme 3, when R⁷ is hydrogen, the compound of formula (VII) is a compound of formula (IB) according to the present invention. The conversion of compounds of formula (IB), wherein R⁴ and R⁵ are both hydrogen, to compounds of formula (IB), wherein R⁵ is CHO, may be conveniently carried out using a mixture of phosphorus oxychloride and dimethylformamide and at between ambient and elevated temperature (e.g. elevated temperature). Further conversion of compounds of formula (IB), wherein R⁵ is CHO, to compounds of formula (IB), wherein R⁵ is CH₂OH or CH₃ can be carried out in an analogous manner to that described for the conversion of compounds of formula (VII) to compounds of formula (IB)-i, and for the conversion of compounds of formula (IB)-i to compounds of formula (IB)-ii as described above.

20

25 It will be appreciated by those skilled in the art that certain of the procedures described in any of Schemes 1 to 3 for the preparation of compounds of the formula (I) or intermediates thereto may not be applicable to some of the possible substituents.

30 It will be further appreciated by those skilled in the art that it may be necessary to carry out the transformations described in any of Schemes 1 to 3 in a different order from that described, or to modify one or more of the transformations, to provide the desired compound of formula (I).

As will be appreciated by those skilled in the art it may be necessary or desirable at any stage in the synthesis of compounds of formula (I) to protect one or more sensitive groups in the molecule so as to prevent undesirable side reactions. The protecting groups used in the preparation of compounds of formula (I) may be used in conventional manner. See, for example, those described in 'Protective Groups in Organic Synthesis' by Theodora W. Greene and Peter G. M. Wuts, third edition, (Wiley, 1999), incorporated herein by reference, which also describes methods for the removal of such groups.

Compounds of formula R⁶-A-X are either known compounds or may be prepared by literature methods, such as those described in 'Comprehensive Organic Transformations: a guide to functional group preparations' by Richard Larock (VCH, 1989), incorporated herein by reference.

Certain intermediates described above are novel compounds, and it is to be understood that all novel intermediates herein form further aspects of the present invention. Compounds of formulae (III) and (IV) are key intermediates and represent respective particular aspects of the present invention. Methods for the production of these intermediates, as described and defined herein, also form part of the present invention.

Conveniently, compounds of the invention are isolated following work-up in the form of the free base. Pharmaceutically acceptable addition salts of the compounds of the invention may be prepared using conventional means.

Solvates (e.g. hydrates) of a compound of the invention may be formed during the work-up procedure of one of the aforementioned process steps.

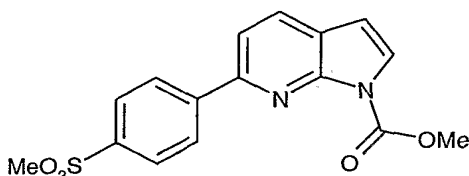
The Intermediates and Examples that follow illustrate the invention but do not limit the invention in any way. All temperatures are in °C. Silica chromatography refers to either flash column chromatography performed using Biotage column chromatography cartridges or Solid Phase Extraction (SPE) chromatography, using Varian Mega Bond Elut (Si) cartridges (Anachem) under 15mmHg. Thin layer chromatography (Tlc) was carried out on silica plates. Analytical HPLC was conducted on a Supelcosil LCABZ+PLUS column (3.3 cm x 4.6 mm ID) eluting with 0.1% HCO₂H and 0.01 M ammonium acetate in water (solvent A), and 0.05% HCO₂H 5% water in acetonitrile (solvent B), using the following elution gradient 0-0.7 minutes 0%B, 0.7-4.2 minutes linear gradient to 100%B, 4.2-5.3

minutes 0%B, 5.3-5.5 minutes 0%B at a flow rate of 3 ml/minutes. The mass spectra (MS) were recorded on a Waters ZQ mass spectrometer using electrospray positive [(ES+ve to give MH⁺ and M(NH₄)⁺ molecular ions] or electrospray negative [(ES-ve to give (M-H)⁻ molecular ion] modes. Nuclear magnetic resonance (NMR) spectra were recorded using a Bruker DPX400 spectrometer in CDCl₃ unless stated otherwise. Mass-directed preparative HPLC was conducted on a Supelco ABZ+ column (10cm x 10mm ID, 5µm) eluting with 0.1% HCO₂H in water (solvent A), and 0.05% HCO₂H / 5% water in acetonitrile (solvent B), using the following 10-minute elution gradients according to the analytical LC retention time: 1.5-2.2mins, 0-30%B; 2.0-2.8mins, 5-30%B; 2.5-3.0mins, 15-55%B; 2.8-4.0mins, 30-80%B; 3.8-5.5mins, 50-90%B. The mass spectra (MS) were recorded on a Micromass ZMD mass spectrometer using electrospray positive [(ES+ve to give MH⁺ and M(NH₄)⁺ molecular ions] or electrospray negative [(ES-ve to give (M-H)⁻ molecular ion] modes.

In addition to those already defined, the following abbreviations are used: Me, methyl; NMP, N- methyl pyrrolidinone; and THF, tetrahydrofuran.

Intermediate 1

Methyl 6-[4-(methylsulfonyl)phenyl]-7-azaindole-1-carboxylate



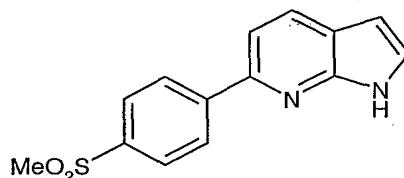
To a thoroughly degassed suspension of compound VI (1.02g, 4.9mmol), obtained for example from 7-azaindole according to the method described by S Minakata, M Komatsu and Y Ohshiro in Synthesis **1992**, 661, 4-(methylsulfonyl)phenylboronic acid (1.9g, 9.7mmol) and potassium fluoride (0.93g, 16mmol) in 1,4-dioxane (25mL) at room temperature and under an atmosphere of nitrogen, was added tris(dibenzylideneacetone)dipalladium (67mg) and tetrabutylphosphonium tetrafluoroborate (64mg). After stirring at 100°C for 14h, the reaction was cooled, concentrated and the residue partitioned between saturated aqueous sodium bicarbonate and ethyl acetate. The phases were separated, the aqueous further extracted with ethyl acetate, and the combined organic phases dried over sodium sulfate, filtered and concentrated *in*

20

vacuo to give, after purification by silica chromatography, eluting with a gradient of cyclohexane to ethyl acetate, the title compound (1.39g, TLC R_f 0.26, 2:3 ethyl acetate:cyclohexane) MS m/z 331 (MH^+).

Intermediate 2

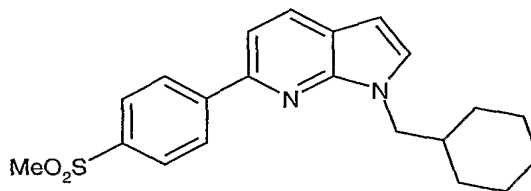
5 6-[4-(Methylsulfonyl)phenyl]-7-azaindole



10 A solution of intermediate 1 (1.34g, 4.0mmol) in 2N aqueous sodium hydroxide (20mL) and methanol (20mL) was heated at 80°C for 3h. After cooling, the methanol was removed *in vacuo*, the remaining suspension diluted with water and extracted with ethyl acetate. The combined organic phases were dried over sodium sulfate, filtered and concentrated *in vacuo* to give the title compound (1.01g) LC retention time 2.82mins, MS m/z 273 (MH^+).

Example 1

1-(cyclohexanemethyl)-6-[4-(methylsulfonyl)phenyl]-7-azaindole



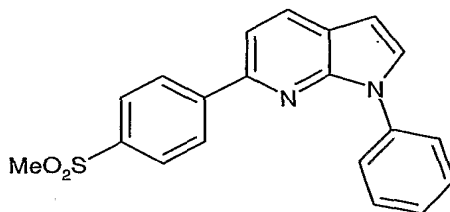
15 To a suspension of sodium hydride (5mg of a 60% dispersion in mineral oil, 0.12mmol) in dimethylformamide (0.5mL) at 0°C was added a solution of intermediate 2 (30mg, 0.11mmol) in dimethylformamide (0.5mL). After stirring at this temperature for 30mins, cyclohexanemethyl bromide (0.017mL, 0.12mmol) was added, and the reaction warmed to room temperature. After stirring for 14h, the solvent was removed *in vacuo*, the residue partitioned between dichloromethane and saturated aqueous sodium carbonate. The organic phase was separated, dried and directly purified by silica chromatography, eluting with

20

dichloromethane, to give the title compound (37mg) LC retention time 4.02mins, MS m/z 369 (MH⁺).

Example 2

1-Phenyl-6-[4-(methylsulfonyl)phenyl]-7-azaindole



5

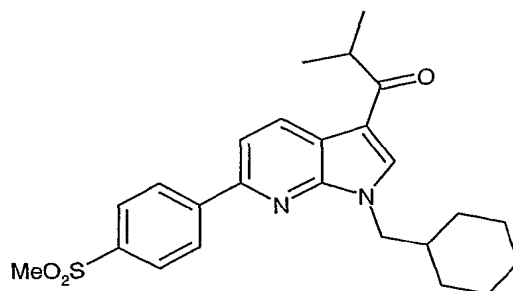
A suspension of intermediate 2 (30mg, 0.11mmol), iodobenzene (0.01mL, 0.09mmol), copper (I) iodide (1mg), N,N'-dimethylethylenediamine (0.002mL) and potassium phosphate (41mg, 0.19mmol) in toluene (1mL) was thoroughly degassed and heated at 110°C, under an atmosphere of nitrogen, for 14h. After cooling, the solvent was removed *in vacuo* and the residue purified by silica chromatography, eluting with dichloromethane, to give the title compound (15mg) LC retention time 3.54mins, MS m/z 349 (MH⁺).

10

Intermediate 3

1-{1-(cyclohexanemethyl)-6-[4-(methylsulfonyl)phenyl]-7-azaindol-3-yl}-2-methyl-1-propanone

15



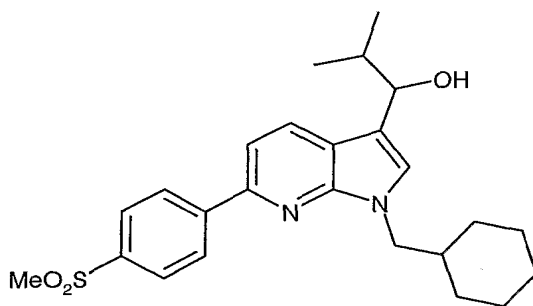
20

To a stirred suspension of aluminium trichloride (180mg, 1.36mmol) in dichloromethane (5mL) at room temperature was added a solution of example 1 (100mg, 0.27mmol) in dichloromethane (2mL). After stirring for 1.5h, isobutyryl chloride (0.14mL, 1.36mmol) was added and the reaction stirred for a further 6h before being quenched by the addition of methanol. The solvents were removed

in vacuo and the residue partitioned between dichloromethane and water. The organic phase was separated, dried and directly purified by silica chromatography, eluting with 1:1 dichloromethane: ethyl acetate, to give the title compound (46mg) LC retention time 3.85mins, MS m/z 439 (MH⁺).

5 Intermediate 4

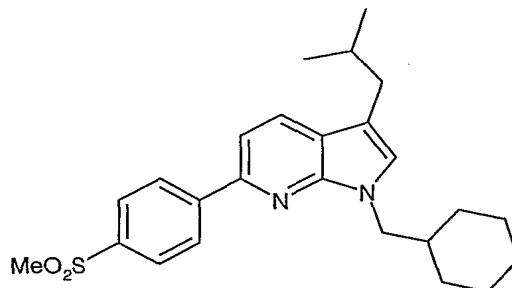
1-{1-(cyclohexanemethyl)-6-[4-(methylsulfonyl)phenyl]-7-azaindol-3-yl}-2-methyl-1-propanol



10 To a stirred solution of intermediate 3 (40mg, 0.09mmol) in a methanol/THF mix (1:1, 4mL) at 0°C was added sodium borohydride (7mg, 0.18mmol). The reaction was warmed to room temperature and stirred for 3h. Water was added, and the mixture extracted with dichloromethane. The combined organic layers were dried and concentrated to give the title compound (33mg) LC retention time 3.90mins, MS m/z 441 (MH⁺)

15 Example 3

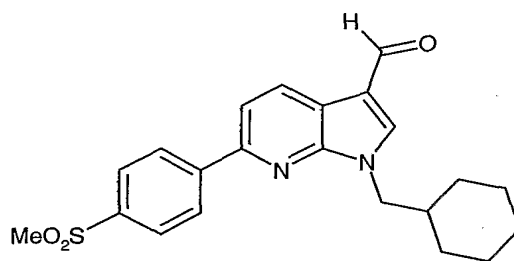
1-(cyclohexanemethyl)-3-(2-methylprop-1-yl)-6-[4-(methylsulfonyl)phenyl]-7-azaindole



To a stirred solution of intermediate 4 (18mg, 0.041mmol) in dichloromethane (1mL) were added triethylsilane (0.008mL, 0.053mmol) and trifluoroacetic acid (0.016mL, 0.20mmol). After stirring for 3h, water was added, the mixture separated and the aqueous phase further extracted with dichloromethane. The combined organic layers were dried, concentrated and purified by mass-directed preparative HPLC to give the title compound (6mg) LC retention time 4.29mins, MS m/z 425 (MH⁺)

Example 4

1-(cyclohexanemethyl)-6-[4-(methylsulfonyl)phenyl]-7-azaindole-3-carboxaldehyde

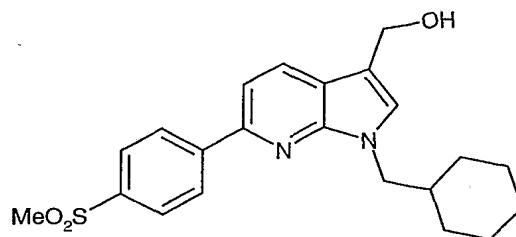


Dimethylformamide (1mL) was added to phosphorus oxychloride (0.07mL, 0.75mmol) at 0°C. After stirring for 10min at room temperature, the reaction was cooled to 0°C before a solution of example 1 (250mg, 0.68mmol) in dimethylformamide (2mL) was added. The reaction was heated at 60°C for 2h before being cooled and quenched by the addition of saturated aqueous potassium carbonate (25mL) and extracted with dichloromethane. The combined organic layers were dried and concentrated to give, after purification by silica chromatography eluting with 1:1 dichloromethane: ethyl acetate, the title compound (228mg) LC retention time 3.58mins, MS m/z 397 (MH⁺).

Example 5

{1-(cyclohexanemethyl)-6-[4-(methylsulfonyl)phenyl]-7-azaindol-3-yl}methanol

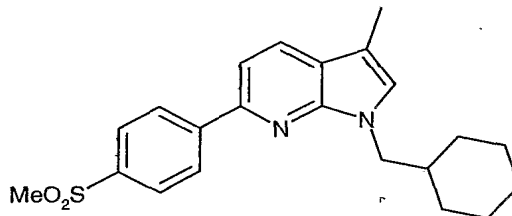
24



To a stirred suspension of example 4 (100mg, 0.25mmol) in a methanol/THF mix (1:1, 5mL) at 0°C was added sodium borohydride (19mg, 0.50mmol). The reaction was warmed to room temperature and stirred for 3h. Water was added, and the mixture extracted with ether. The combined organic layers were dried and concentrated to give the title compound (96mg) LC retention time 3.42mins, MS m/z 399 (MH⁺).

Example 6

1-(cyclohexylmethyl)-3-methyl-6-[4-(methylsulfonyl)phenyl]-7-azaindole



10

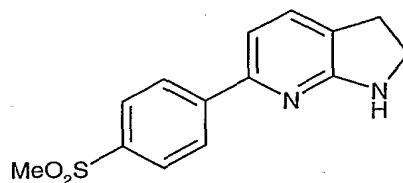
To a stirred solution of example 5 (25mg, 0.063mmol) in dichloromethane (1mL) were added triethylsilane (0.013mL, 0.082mmol) and trifluoroacetic acid (0.024mL, 0.32mmol). After stirring for 1h, water was added, the mixture separated and the aqueous phase further extracted with dichloromethane. The combined organic layers were dried, concentrated and purified by silica chromatography, eluting with dichloromethane, to give the title compound (12mg) LC retention time 4.19mins, MS m/z 383 (MH⁺).

15

Intermediate 5

6-[4-(Methylsulfonyl)phenyl]-7-azaindoline

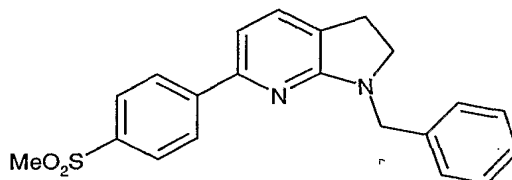
25



To a stirred solution of intermediate 2 (150mg, 0.55mmol) in tetrahydrofuran (10mL) under an atmosphere of nitrogen was added borane (2.2mL of a 1M solution in tetrahydrofuran, 2.20mmol). After heating at reflux for 4h, the reaction was cooled to room temperature, further borane (1.1mL of a 1M solution in tetrahydrofuran, 1.10mmol) was added and heating continued for 2h. The solvent was removed *in vacuo* and the residue purified by silica chromatography, eluting with 1:1 dichloromethane: ethyl acetate, to give the title compound (45mg) LC retention time 2.07mins, MS m/z 275 (MH⁺).

10 Example 7

1-Benzyl-6-[4-(Methylsulfonyl)phenyl]-7-azaindoline

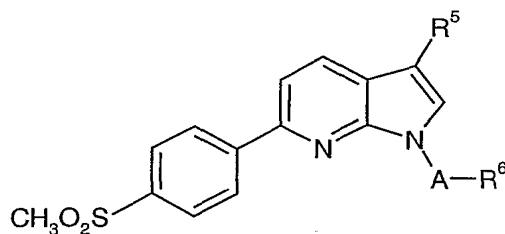


To a suspension of sodium hydride (4mg of a 60% dispersion in mineral oil, 0.10mmol) in dimethylformamide (0.5mL) at 0°C was added a solution of intermediate 5 (22mg, 0.08mmol) in dimethylformamide (0.5mL). After stirring at this temperature for 30mins, benzyl bromide (0.010mL, 0.08mmol) was added, and the reaction warmed to room temperature. After stirring for 14h, the solvent was removed *in vacuo*, the residue partitioned between dichloromethane and water. The organic phase was separated, dried, concentrated and purified by mass-directed preparative HPLC to give the title compound (9mg) LC retention time 3.66mins, MS m/z 365 (MH⁺).

Examples 8 to 18

- Examples 8 to 18, as shown in Table 1 that follows, were prepared in the manner described for Examples 1 or 2.

Table 1



Ex	A	R ⁵	R ⁶	Mass spec (MH ⁺)
8	CH ₂	H	2-methylpyrid-3-yl	378
9	SO ₂	H	phenyl	413
10	CH ₂	H	pent-3-yl	357
11	(CH ₂) ₂	H	ethyl	329
12	CH ₂	H	phenyl	363
13		H	4-fluorophenyl	367
14	CH ₂	H	pyrid-3-yl	364
15	CH ₂	H	pyrid-4-yl	364
16	CH ₂	H	pyrid-2-yl	364
17	CH ₂	H	6-methylpyrid-3-yl	378
18	CH ₂	H	4-chlorophenyl	396, 398

5 Biological Data

Microsomal Assay

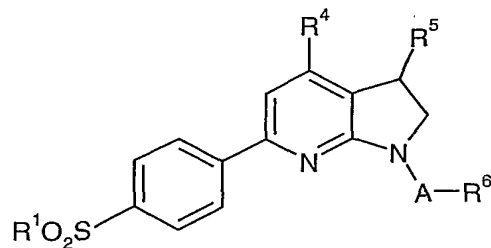
Inhibitory activity against microsomal h-COX2 was assessed against a microsomal preparation from baculovirus infected SF9 cells. An aliquot of microsomal preparation was thawed slowly on ice and a 1/40,000 dilution prepared from it into the assay buffer (sterile water, degassed with argon containing 100mM HEPES (pH 7.4), 10mM EDTA (pH7.4), 1mM phenol, 1mM reduced glutathione, 20mg/ml gelatin and 0.001mM Hematin). Once diluted the enzyme solution was then sonicated for 5 seconds (Branson sonicator, setting 4, 1cm tip) to ensure a homogeneous suspension. 155μl enzyme solution was then added to each well of a 96-well microtitre plate containing either 5μl test compound (40x required test concentration) or 5μl DMSO for controls. Plates

were then mixed and incubated at room temperature for 1 hour. Following the incubation period, 40 μ l of 0.5 μ M arachidonic acid was added to each well to give a final concentration of 0.1 μ M. Plates were then mixed and incubated for exactly 10 minutes (room temperature) prior to addition of 25 μ l 1M HCl (hydrochloric acid) to each well to stop the reaction. 25 μ l of 1M NaOH (sodium hydroxide) was then added to each well to neutralise the solution prior to determination of PGE₂ levels by enzyme immunoassay (EIA).

The following examples had IC₅₀ values for inhibition of COX-2 of 0.5 μ M or less and at least 100 fold selectivity for COX-2 over COX-1, based on comparison of the respective IC₅₀ values.

1, 2, 3, 4, 6, 9, 10, 12, 13, 14, 15, 16, 18.

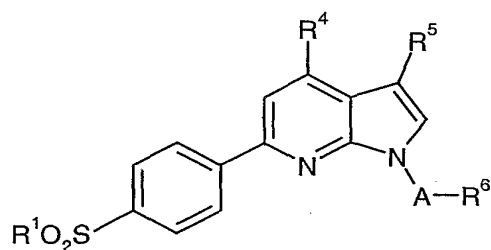
29



(IA)

or a pharmaceutically acceptable salt thereof, in which all substituents are as for a compound of formula (I) as defined in claim 1.

3. A compound of formula (IB)



(IB)

or a pharmaceutically acceptable salt thereof, in which all substituents are as for a compound of formula (I) as defined in claim 1.

4. A compound according to any of claims 1 to 3 wherein R¹ is C₁₋₆alkyl.

5. A compound according to any of claims 1 to 4 wherein R⁴ is H, CHF₂, CH₂F, CF₃ or C₁₋₄alkyl.

6. A compound according to any of claims 1 to 5 wherein R⁵ is H, C₁₋₄alkyl, -CHO, or -(CH₂)_nCH₂OH.

7. A compound according to any of claims 1 to 6 wherein R⁶ is C₃₋₅alkyl, cyclohexyl, pyridyl optionally substituted by C₁₋₃alkyl, or phenyl optionally substituted by halogen.

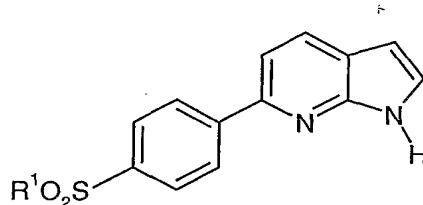
8. A compound according to any of claims 1 to 7 wherein n is 0 or 1.

9. A compound according to claim 3 wherein R¹ is C₁₋₃alkyl, R⁴ is H, CHF₂, CH₂F, CF₃ or C₁₋₄alkyl, R⁵ is H, C₁₋₄alkyl, -CHO, or -CH₂OH, n is 1, and R⁶

is C₃₋₅alkyl, cyclohexyl, pyridyl optionally substituted by C₁₋₃alkyl, or phenyl optionally substituted by halogen.

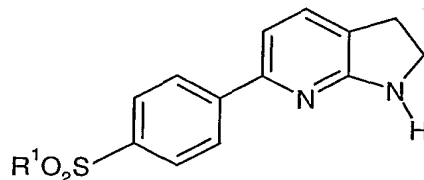
10. A compound according to claim 3 wherein R¹ is C₁₋₃alkyl, R⁴ is H, CHF₂, CH₂F, CF₃ or C₁₋₄alkyl, R⁵ is H, C₁₋₄alkyl, -CHO, or -CH₂OH, n is 0, and R⁶ is phenyl optionally substituted by halogen.
11. A compound according to claim 3 wherein R¹ is CH₃, R³ is H, R⁴ is H, R⁵ is H, C₁₋₄alkyl, -CHO, or -CH₂OH, A is (CH₂)_n and n is 1, and R⁶ is C₃₋₅alkyl, cyclohexyl, pyridyl optionally substituted by CH₃, or phenyl optionally substituted by chloro.
12. A compound according to claim 3 wherein R¹ is CH₃, R³ is H, R⁴ is H, R⁵ is H, A is (CH₂)_n and n is 0, and R⁶ is phenyl optionally substituted by fluoro.
13. A compound of formula (I) as claimed in claim 1 and selected from any of the Examples 1 to 18.
14. A process for the preparation of compounds of formula (IA), as defined in claim 2, where each of R⁴ and R⁵ is hydrogen, which comprises:

reducing a compound of formula (III)



(III)

to form a compound of formula (VIII);

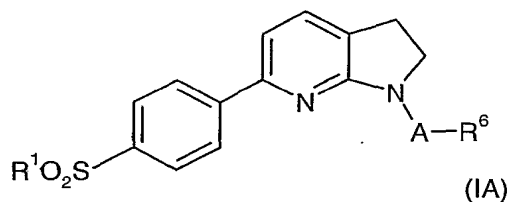


(VIII)

- 20 reacting said compound of formula (VIII) with a compound R⁶-A-X, or a protected derivative thereof, where X is a halogen, such as Cl, Br or I, or a sulfonate such as methanesulfonate, (4-methyl)benzenesulfonate or

31

trifluoromethanesulfonate, and A and R⁶ are as hereinbefore defined; such as to produce a compound of formula (IA), wherein R⁴ and R⁵ are both hydrogen



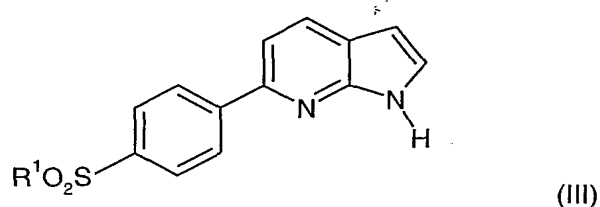
5 and thereafter and if necessary,

interconverting said compound of formula (IA) into another compound of formula (IA); and/or

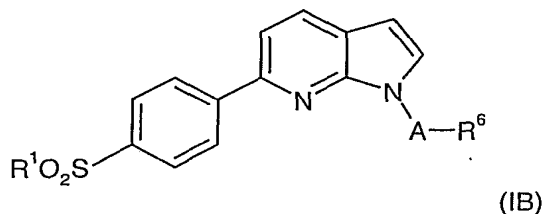
deprotecting a protected derivative of compound of formula (IA).

10 15. A process for the preparation of compounds of formula (IB), as defined in claim 3, where each of R⁴ and R⁵ is hydrogen, which comprises:

reacting a compound R⁶-A-X (II) or a protected derivative thereof, with a compound of formula (III)



15 where X is a halogen, such as Cl, Br or I, or a sulfonate, such as methanesulfonate, (4-methyl)benzenesulfonate or trifluoromethanesulfonate, and R⁶ and A are as hereinbefore defined, to produce a compound of formula (IB) in accordance with the present invention :



and thereafter and if necessary,

interconverting said compound of formula (IB) into another compound of formula (I); and/or

deprotecting a protected derivative of compound of formula (IB).

- 5 16. A pharmaceutical composition comprising a compound of formula (I) as defined in any of claims 1 to 10 in admixture with one or more physiologically acceptable carriers or excipients.
17. A compound of formula (I) as defined in any of claims 1 to 10 for use in human or veterinary medicine.
- 10 18. A method of treating a human or animal subject suffering from a condition which is mediated by COX-2 which comprises administering to said subject an effective amount of a compound of formula (I) as defined in any of claims 1 to 10.
- 15 19. A method of treating a human or animal subject suffering from an inflammatory disorder, which method comprises administering to said subject an effective amount of a compound of formula (I) as defined in any of claims 1 to 10.
- 20 20. The use of a compound of formula (I) as defined in any of claims 1 to 10 for the manufacture of a therapeutic agent for the treatment of a condition which is mediated by COX-2.
21. The use of a compound of formula (I) as defined in any of claims 1 to 10 for the manufacture of a therapeutic agent for the treatment of an inflammatory disorder.

INTERNATIONAL SEARCH REPORT

International Application No

PCT/EP2004/009073

A. CLASSIFICATION OF SUBJECT MATTER

IPC 7 C07D471/04 A61K31/437 A61P29/00

According to International Patent Classification (IPC) or to both national classification and IPC

B. FIELDS SEARCHED

Minimum documentation searched (classification system followed by classification symbols)

IPC 7 C07D

Documentation searched other than minimum documentation to the extent that such documents are included in the fields searched

Electronic data base consulted during the international search (name of data base and, where practical, search terms used)

EPO-Internal, WPI Data, BEILSTEIN Data, CHEM ABS Data

C. DOCUMENTS CONSIDERED TO BE RELEVANT

Category °	Citation of document, with indication, where appropriate, of the relevant passages	Relevant to claim No.
A	WO 99/61436 A (ISHIZAWA TAKENORI ; MATSUOKA HIROHARU (JP); TAKAHASHI TADAKATSU (JP);) 2 December 1999 (1999-12-02) page 94; claim 1; examples 1,5,11 -----	1-21
A	US 6 300 363 B1 (FUJIWARA SHINYA ET AL) 9 October 2001 (2001-10-09) column 19, line 59 - column 20, line 2; claim 1 -----	1-21

 Further documents are listed in the continuation of box C. Patent family members are listed in annex.

° Special categories of cited documents :

- *A* document defining the general state of the art which is not considered to be of particular relevance
- *E* earlier document but published on or after the international filing date
- *L* document which may throw doubts on priority claim(s) or which is cited to establish the publication date of another citation or other special reason (as specified)
- *O* document referring to an oral disclosure, use, exhibition or other means
- *P* document published prior to the international filing date but later than the priority date claimed

- *T* later document published after the international filing date or priority date and not in conflict with the application but cited to understand the principle or theory underlying the invention
- *X* document of particular relevance; the claimed invention cannot be considered novel or cannot be considered to involve an inventive step when the document is taken alone
- *Y* document of particular relevance; the claimed invention cannot be considered to involve an inventive step when the document is combined with one or more other such documents, such combination being obvious to a person skilled in the art.
- *&* document member of the same patent family

Date of the actual completion of the international search

6 December 2004

Date of mailing of the international search report

21/01/2005

Name and mailing address of the ISA

European Patent Office, P.B. 5818 Patentlaan 2
NL - 2280 HV Rijswijk
Tel. (+31-70) 340-2040, Tx. 31 651 epo nl,
Fax: (+31-70) 340-3016

Authorized officer

Seelmann, I

INTERNATIONAL SEARCH REPORT

International Application No

PCT/EP2004/009073

Patent document cited in search report		Publication date		Patent family member(s)		Publication date
WO 9961436	A	02-12-1999	AU	3851199	A	13-12-1999
			EP	1086950	A1	28-03-2001
			WO	9961436	A1	02-12-1999
			US	2004067964	A1	08-04-2004
			US	6673797	B1	06-01-2004
<hr/>						
US 6300363	B1	09-10-2001	AT	228503	T	15-12-2002
			AU	8030598	A	16-02-1999
			BR	9811533	A	29-08-2000
			BR	9812095	A	18-07-2000
			CA	2295063	A1	04-02-1999
			DE	69809758	D1	09-01-2003
			DE	69809758	T2	10-04-2003
			DK	1001934	T3	30-12-2002
			EP	1001934	A1	24-05-2000
			ES	2184280	T3	01-04-2003
			HR	980411	A1	30-04-1999
			WO	9905104	A1	04-02-1999
			JP	3267635	B2	18-03-2002
			JP	2000513386	T	10-10-2000
PT	1001934	T	28-02-2003			
<hr/>						